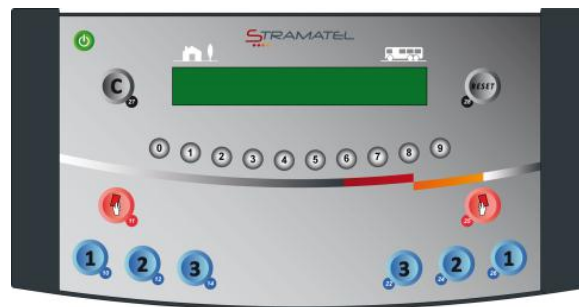


Multisport 452

# OPERATING INSTRUCTIONS

## "INDIVIDUAL FOULS/POINTS" CONTROL CONSOLE



*Non-binding pictures*

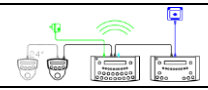



## ● GENERALITIES

Scope of delivery	
<p><b>"Individual fouls/points" control console</b></p> <ul style="list-style-type: none"> <li>✓ This console enables to enter the individual fouls of the players in basketball.</li> <li>✓ This console enables to enter the individual points of the players (Basketball / Handball / Roller-Hockey / Inline-Hockey / Ice-Hockey / Uni-hockey / Floorball / Soccer / Futsal).</li> <li>✓ This console is powered by the main control console. It should only be connected to the STRAMATEL system supplied.</li> </ul>	
<p><b>2-meter flexible cable</b></p> <ul style="list-style-type: none"> <li>✓ This cable enables to connect the control consoles to each other (5 pin-sockets on the control consoles).</li> <li>✓ Use only the cable supplied by STRAMATEL.</li> </ul>	

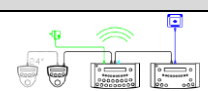


Data backup	
<p>The match information is saved in memory in the main control console in case the "Individual fouls/points" control console is switched off.</p>	


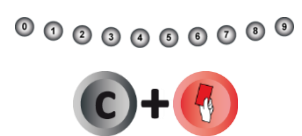
In case of new sports rules (USB key)	
<p>In case of new sports rules, the programme of the "individual fouls/points" control console can be updated using a simple USB key.</p> <p>In this case, a specific instruction for programme update will be provided with the USB key.</p>	

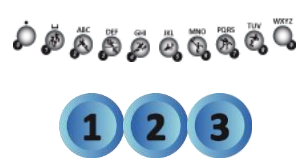

Functions of the main control console	
<p style="text-align: right;"><i>Keys are numbered from 0 to 28</i></p>	
	ON/OFF
	Entering of the numerical data
	Points
	Fouls
	Reset of the points and of the fouls (this function is available only when the main control console displays the pre-match timer)
	Correction function (keep the key pressed and press a "point" or a "foul" key)


<b>Language of the control console</b>	
The control console is programmable in different languages.	
Make sure the scoreboard is powered. Connect all the control consoles to each other (the control consoles can be connected in any order).	
At this stage, the main control console should be off. Press the ON/OFF key of the "Individual fouls/points" control console until the console displays the welcome screen.	
Keep key <b>27</b> pressed for 1 second until the console displays the "Configuration Language" screen.	
Select the language needed with the key number indicated on the console screen.	

## ● DURING THE MATCH

<b>Set-up</b>	
Make sure the scoreboard is powered. Connect all the control consoles to each other (the control consoles can be connected in any order).	
Turn the main control console on and programme it in the sport needed.	
Press the ON/OFF key of the "Individual fouls/points" control console until the console displays the welcome screen.	

<b>Fouls ("Basketball" mode)</b>	
To add 1 foul to a player (the team fouls are automatically accumulated on the main control console): <ul style="list-style-type: none"> <li>✓ choose the player number with keys <b>0</b> to <b>9</b>.</li> <li>✓ add 1 individual foul with key <b>11</b> (Home) or key <b>25</b> (Guests).</li> </ul>	
To deduct 1 foul to a player: <ul style="list-style-type: none"> <li>✓ choose the player number with keys <b>0</b> to <b>9</b>.</li> <li>✓ deduct 1 individual foul by pressing keys <b>27</b> and <b>11</b> or <b>25</b> simultaneously.</li> </ul>	

<b>Points</b>	
To add 1, 2 or 3 points to a player (the team points are automatically accumulated on the main control console): <ul style="list-style-type: none"> <li>✓ choose the player number with keys <b>0</b> to <b>9</b>.</li> <li>✓ add 1, 2 or 3 points with keys <b>10</b>, <b>12</b>, <b>14</b> (Home) or keys <b>22</b>, <b>24</b>, <b>26</b> (Guests).</li> </ul>	
To deduct 1, 2 or 3 points to a player: <ul style="list-style-type: none"> <li>✓ choose the player number with keys <b>0</b> to <b>9</b>.</li> <li>✓ deduct 1, 2 or 3 points by pressing keys <b>27</b> and <b>10</b>, <b>12</b>, <b>14</b>, <b>22</b>, <b>24</b> or <b>26</b> simultaneously.</li> </ul>	

<b>Reset of the points and of the fouls (this function is available only when the main control console displays the pre-match timer)</b>	
Reset the scores and the fouls (back to 0) by pressing keys <b>27</b> and <b>28</b> simultaneously.	

# STRAMATEL

●●●● *ELECTRONIC SCOREBOARDS*



ZI de Bel Air

44850 LE CELLIER

FRANCE

☎ : +33 (0)2 40 25 46 90

**Fax** : +33 (0)2 40 25 30 63

✉ [stramatel@stramatel.com](mailto:stramatel@stramatel.com)

[www.stramatel.com](http://www.stramatel.com)